

FUND OBJECTIVE

The Fund's objective is to provide long-term capital appreciation by investing primarily in a portfolio of securities of companies which are traded, listed or due to be listed, on recognised exchanges and/or markets throughout the world. The portfolio may include investments in the securities of companies traded, listed or due to be listed, on recognised exchanges and/or markets, of developing countries.

DETAILED FUND INFORMATION

Unit name	T. Rowe Price Global Equity
Sector	Equity - Global
Launch date	15-Sep-2006
Fund size (as at 30-Nov-2021)	A\$5370.8665m
Primary asset class	Equity
Inc / Acc	Income

RATINGS

FE fundinfo Crown Rating

 FE fundinfo Risk Score **97**

PRICE AND CHARGES

Exit price (as at 30-Nov-2021)	A\$1.93
Management Fee	0.94

CODES

Citicode	ODFI
APIR	ETL0071AU

MANAGEMENT INFORMATION

Fund manager Scott

Start date 31-Oct Total return performance of the fund rebased to 10000.

Address 100 East Pratt Street, Baltimore, Mar, USA, 21202
Your actual return would be reduced by the cost of buying and selling the fund, and inflation.

Tel 1 410 345 2000 (Main Number)

Website www3.troweprice.com

Email Consultant_Database_Group@troweprice.com

FUND PERFORMANCE OVERVIEW



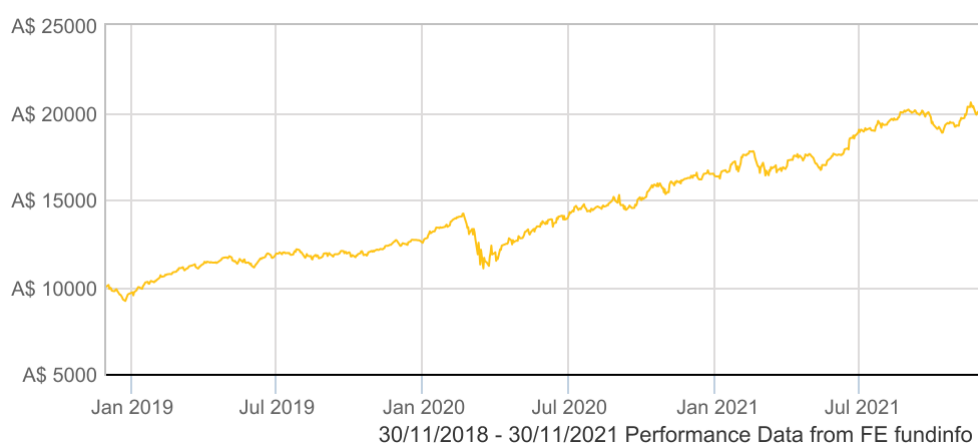
ANNUALISED PERFORMANCE as at 30/11/2021

	YTD	3m	6m	1yr	3yrs	5yrs
T. Rowe Price Global Equity	22.89%	-0.17	14.25	23.66	26.14	22.64
Equity - Global	23.07%	1.40	10.80	23.42	16.23	13.89

HISTORICAL CALENDAR YEAR PERFORMANCE

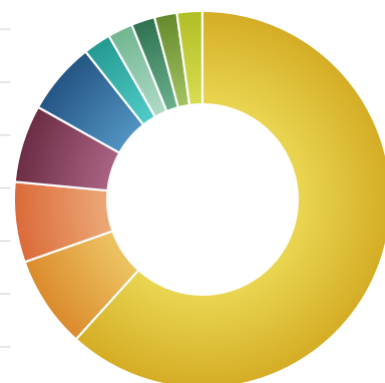
	Citicode	2017	2016	2015	2014	2013
T. Rowe Price Global Equity	ODFI	30.51	29.85	3.47	24.65	2.77
Equity - Global	MI:IEG	6.12	24.53	-0.80	14.65	5.88

FUND GROWTH OF A\$10000 OVER 3 YEARS



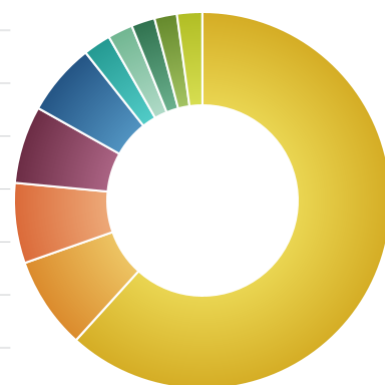
ASSET ALLOCATION

Key	Rank	Asset Class	% of Fund (30-Sep-2021)
■	1	US Equities	61.72
■	2	UK Equities	7.90
■	3	Chinese Equities	6.88
■	4	German Equities	6.66
■	5	Indian Equities	6.21
■	6	Japanese Equities	2.37
■	7	Swiss Equities	2.14
■	8	Canadian Equities	2.03
■	9	Dutch Equities	1.92
■	10	Others	2.17



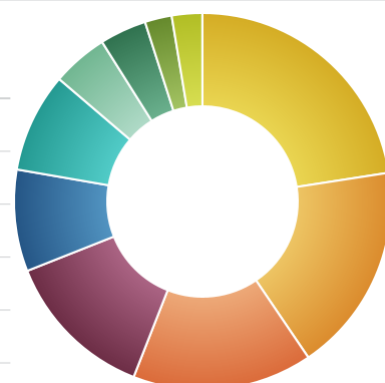
REGIONAL BREAKDOWN

Key	Rank	Region	% of Fund (30-Sep-2021)
■	1	United States	61.72
■	2	United Kingdom	7.90
■	3	China	6.88
■	4	Germany	6.66
■	5	India	6.21
■	6	Japan	2.37
■	7	Switzerland	2.14
■	8	Canada	2.03
■	9	Netherlands	1.92
■	10	Others	2.17



SECTOR BREAKDOWN

Key	Rank	Asset Class	% of Fund (30-Sep-2021)
■	1	Information Technology	22.56
■	2	Consumer Discretionary	17.95
■	3	Financials	15.45
■	4	Health Care	13.04
■	5	Industrials & Business Services	8.73



	6	Communication Services	8.53
	7	Consumer Staples	4.81
	8	Materials	4.01
	9	Real Estate	2.31
	10	Others	2.61