



FUND OBJECTIVE

To provide a rate of return (after fees and expenses and before taxes) which exceeds the return of the Fund's Benchmark on a rolling four-year basis.

DETAILED FUND INFORMATION

Unit name	IML Australian Share
Sector	Equity - Australia
Launch date	30-Jun-1998
Fund size (as at 29-Mar-2018)	A\$2809.9130m
Primary asset class	Equity
Inc / Acc	Income

RATINGS

FE Crown Rating



FE Risk Score

83

PRICE AND CHARGES

Exit price (as at 20-Apr-2018)	A\$3.06
Management Fee	0.99

CODES

Citicode	LKZ4
APIR	IML0002AU

MANAGEMENT INFORMATION

Fund manager	AntonTagliaferro
Start date	30-Jun-1998
Fund manager	DanielMoore
Start date	01-Jan-2010
Fund manager	HughGiddy
Start date	01-Jan-2010
Address	Level 24, 25 Blich Street, Sydney, NSW 61 2 9232 7511 (Fax Number) 61 2 9232 7500 (Main Number)
Tel	
Website	www.iml.com.au

FUND PERFORMANCE OVERVIEW



ANNUALISED PERFORMANCE as at 31/03/2018

	YTD	3m	6m	1yr	3yrs	5yrs
IML Australian Share	-3.82%	-3.82	1.82	-0.02	3.71	8.00
Equity - Australia	-3.74%	-3.74	4.00	4.40	3.49	7.24

HISTORICAL CALENDAR YEAR PERFORMANCE

	Citicode	2017	2016	2015	2014	2013
IML Australian Share	LKZ4	8.00	11.87	4.33	9.78	21.13
Equity - Australia	MI:EQA	12.62	8.86	3.33	4.38	20.84

FUND GROWTH OF A\$10000 OVER 3 YEARS

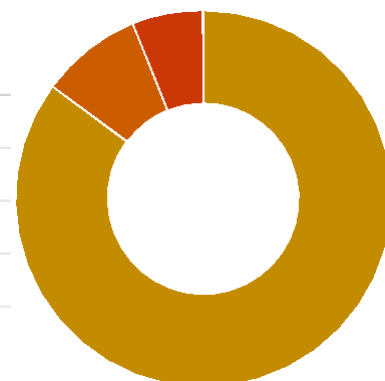


Total return performance of the fund rebased to 10000.



Your actual return would be reduced by the cost of buying and selling the fund, and inflation.

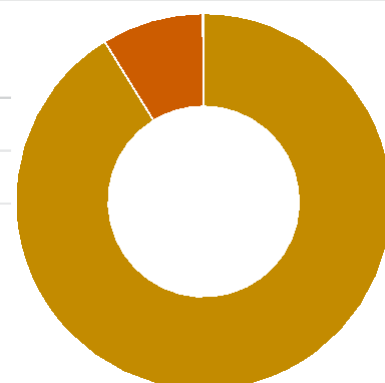
ASSET ALLOCATION

Key	Rank	Asset Class	% of Fund (29-Mar-2018)
	1	Australian Equities	85.59
	2	Money Market	8.77
	3	Property Shares	6.13
	4	Others	-0.49













REGIONAL BREAKDOWN

Key	Rank	Region	% of Fund (29-Mar-2018)
	1	Australia	91.23
	2	Money Market	8.77



SECTOR BREAKDOWN

Key	Rank	Asset Class	% of Fund (29-Mar-2018)
	1	Financials	26.84
	2	Health Care	11.18
	3	Materials	9.39
	4	Consumer Discretionary	9.04
	5	Money Market	8.77
	6	Utilities	7.50
	7	Property Shares	6.13
	8	Energy	6.08
	9	Industrials	5.36
	10	Others	9.71

